



DRI



Introducing the District Readiness Index

December 1, 2022

districtreadiness.org

Today's speakers



Dr. Arun Ramanathan,
CEO



Dr. Sean Arseo,
Research Manager

Agenda

3:00 – 3:10pm

Introductions

Arun

3:10 – 3:20pm

Background & Purpose

Arun

3:20 – 3:35pm

Guided Tour

Sean

3:35 – 3:45pm

The Relevance of Readiness

Sean

3:45 – 4:00pm

Next Steps & Open Discussion

All

Pivot Learning's mission is to ensure a **rigorous, relevant, and inclusive** public education for all students by developing instructional coherence and improving teaching and learning.

District Readiness

In the chat, write one word or phrase that comes to your mind when you read the above term.

Background & Purpose

We all have a shared sense of urgency around improving student outcomes

School and district leaders, community members, education nonprofits, and funders share a strong interest in improving student outcomes and school conditions.



Yet new reforms are rarely catalytic

Despite decades of efforts and billions of dollars of investment—particularly from philanthropy and at the federal level—new reform efforts rarely have their intended impacts.



And sustained improvement has proven to be a challenge for many districts

While there are legitimate questions about the efficacy of particular interventions, even effective efforts are not readily sustained, and community stakeholders rarely have insights into why.



The **District Readiness Index (DRI)** is an interactive, web-based tool that integrates publicly available data about school districts' conditions to scale educational innovation and sustain improvement.

After decades of working in education, we noticed organizational patterns among low-performing school districts

2018

- ❖ Convened educators, administrators, and researchers
- ❖ Identified important district organizational areas that support student achievement

2019 - 2020

- ❖ Researchers piloted hundreds of area-relevant indicators
- ❖ Began prototyping data visualization tools for California, Idaho, and Massachusetts

2021 - 2022

- ❖ Refined data definitions & collection procedures
- ❖ Collected data across multiple sources
- ❖ Solicited feedback from districts, community leaders, and parents

2022

- ❖ DRI launches

Many stakeholders contributed to the DRI's development

- California Collaborative for Educational Excellence
- Families in Schools
- Innovate Public Schools
- Labor Management Initiative
- National Council on Teacher Quality
- Opportunity Institute
- Parents for Public Schools of San Francisco
- Policy Analysis for California Education

The District Readiness Index supports other data tools

The District Readiness Index

- Measures district-level (vs. school level) **organizational conditions** that impact how a district operates.
- Serves as a **benchmark** for improvement (not as an accountability tool).
- Focuses on **actionable** issues that district leaders can affect.

Other Education Data Tools

- Often focus on **student outcomes** or self-evaluations to “grade” districts and schools.
- May lead to district or state-level **sanctions/requirements** as part of the public accountability system.

The DRI aims to support and sustain district-level change

If educational stakeholders...

- Access data across the domains associated with a school system's organizational prowess
- Assess school systems' readiness to implement, sustain, and scale improvement initiatives
- Learn lessons from nearby or similar school districts



Then they can...

- Identify the enabling conditions for continuous improvement in student outcomes
- Target limited resources (\$\$, talent, partnerships) for greater impact
- Advocate for data-informed changes

Each set of indicators addresses a key condition of district readiness

Family & Community Engagement



District decision-making processes, resources, and capacities provide local stakeholders a seat at the table.

Financial Management



The district maintains enough financial flexibility to invest in sustainable reforms.

Leadership & Governance



District leaders stay long enough and adopt policies to sustain major initiatives.

School Personnel



The district adequately and equitably recruited personnel and retained them in their schools.

Work Environment



The district and teacher's union demonstrate the ability to collaborate and their investment in educators.

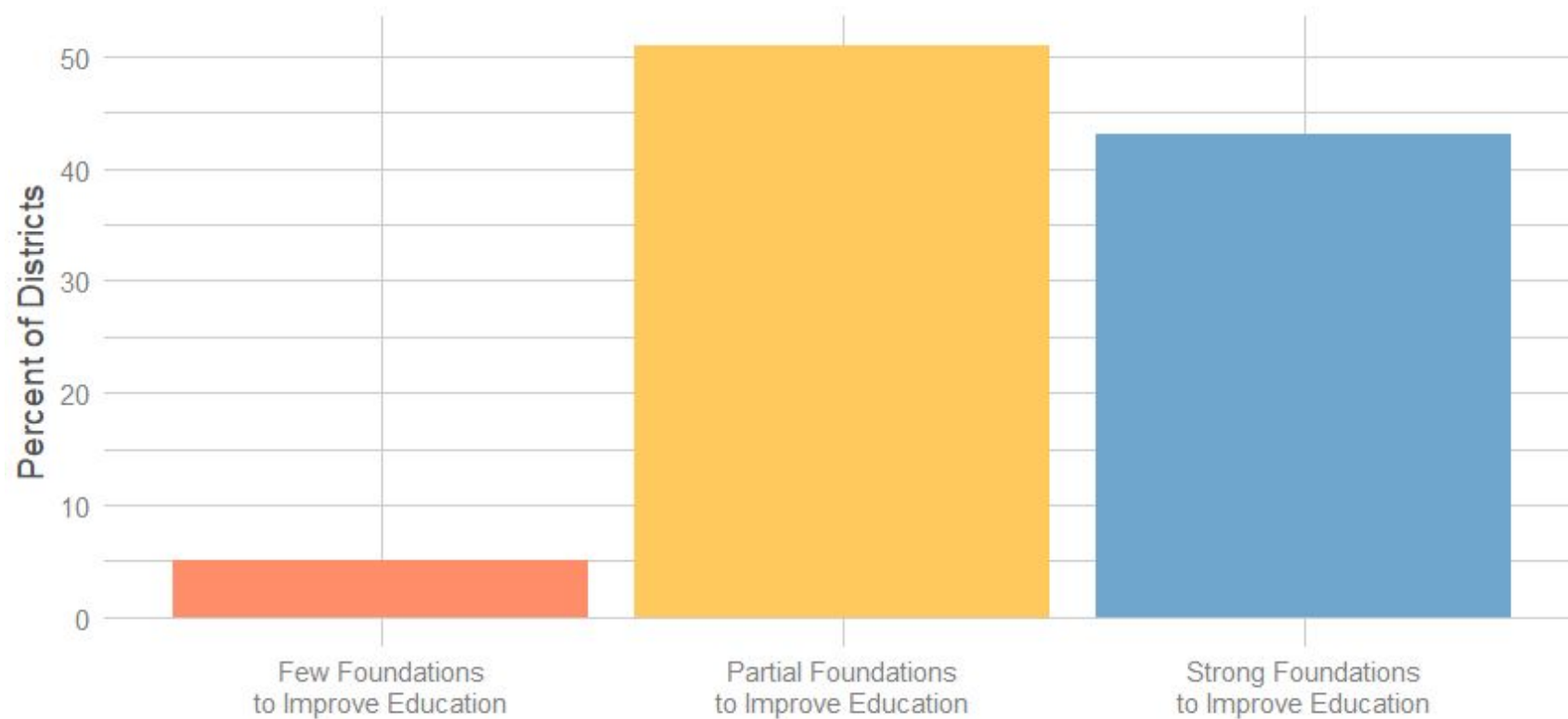
Using the DRI: Guided Tour

The Relevance of Readiness

The majority of CA districts have Partial Foundations to Improve Education

Figure 1

Distribution of DRI Districts by District Readiness Rating

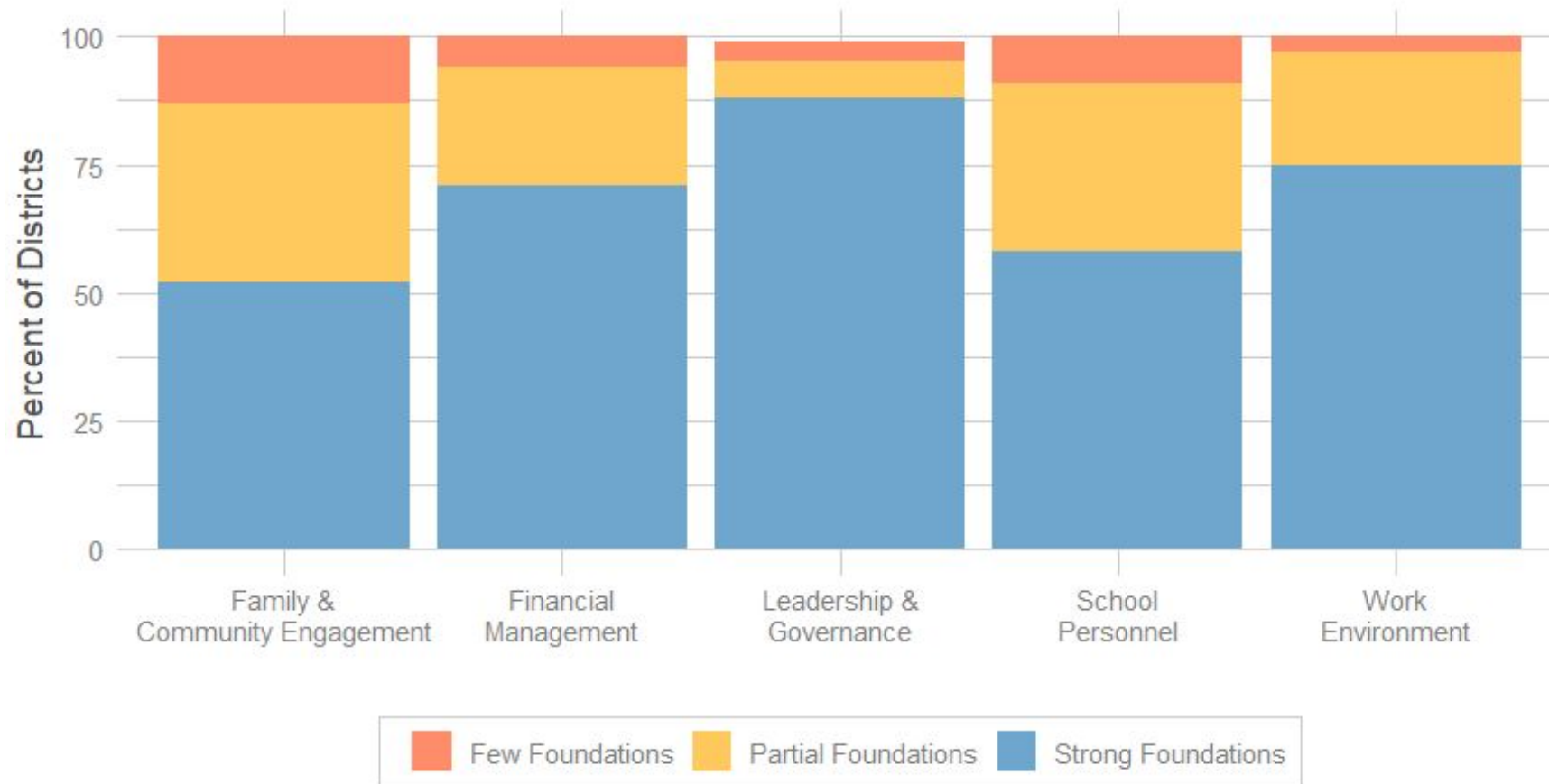


NOTE: N = 423.

Across all organizational areas, the majority of CA districts have Strong Foundations

Figure 2

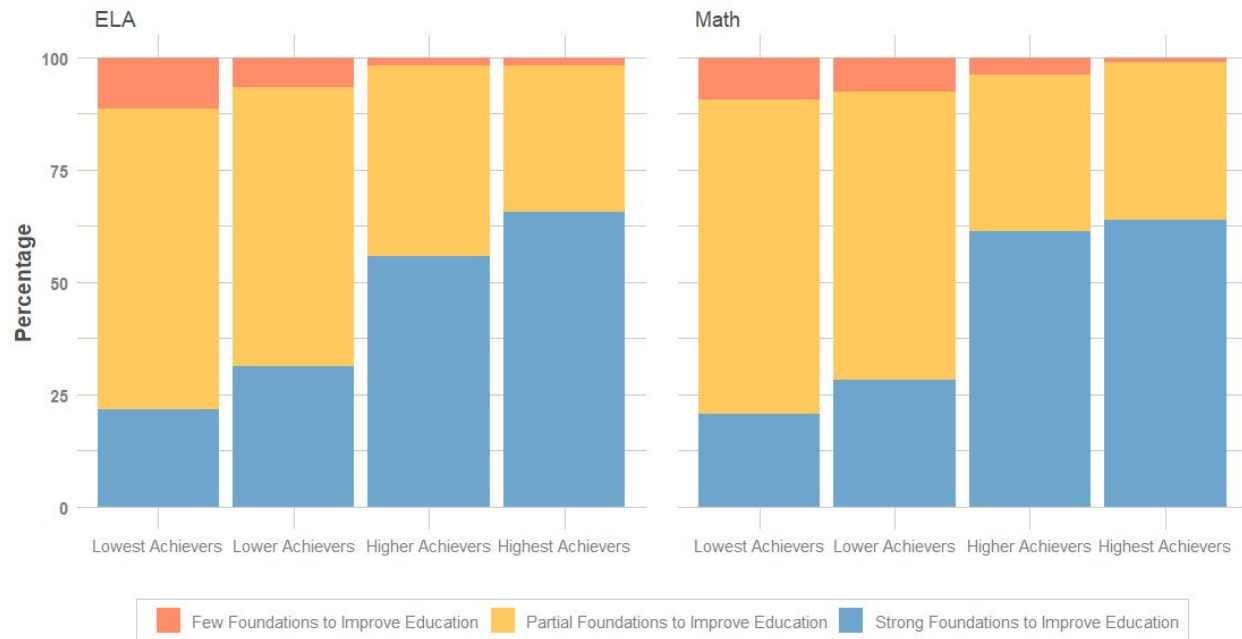
Distribution of DRI Districts by Domain Ratings



Before the pandemic, greater levels of district readiness were generally associated with higher student achievement.

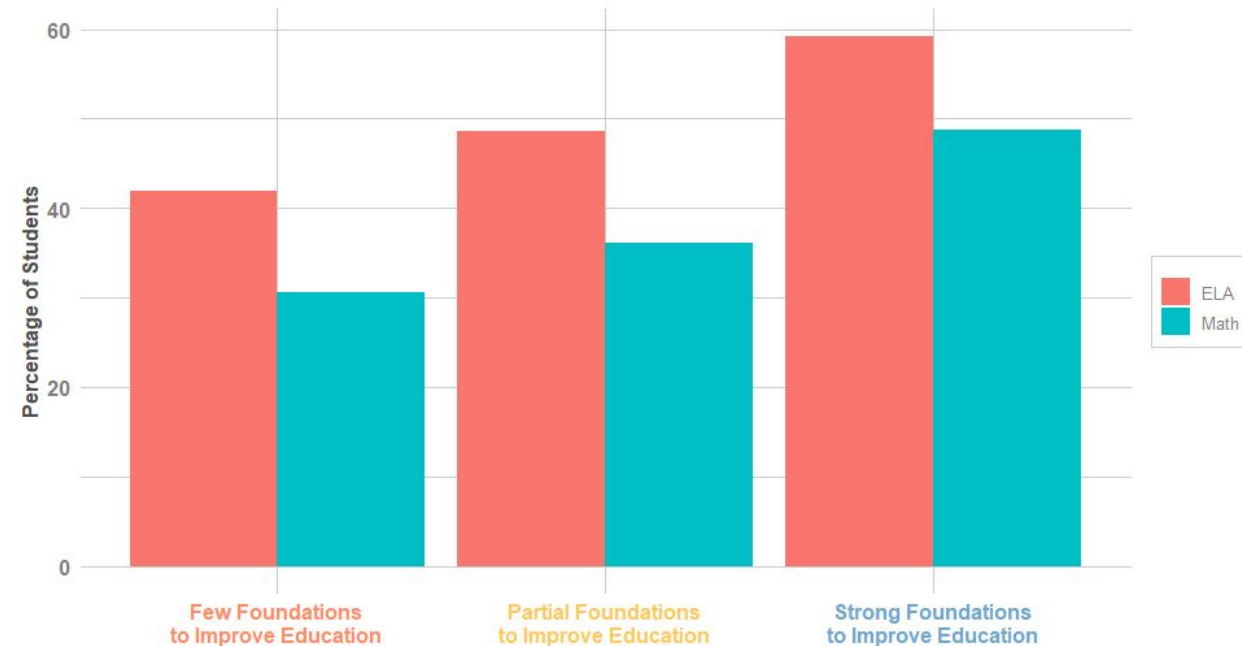
Distribution of District Readiness Ratings by Achievement Quartile

2018-19 Smarter Balanced



Average Percentage of Students Who Met or Exceeded State Standards

2018-19 Smarter Balanced



Associations between district readiness and student achievement continue two years into the pandemic.

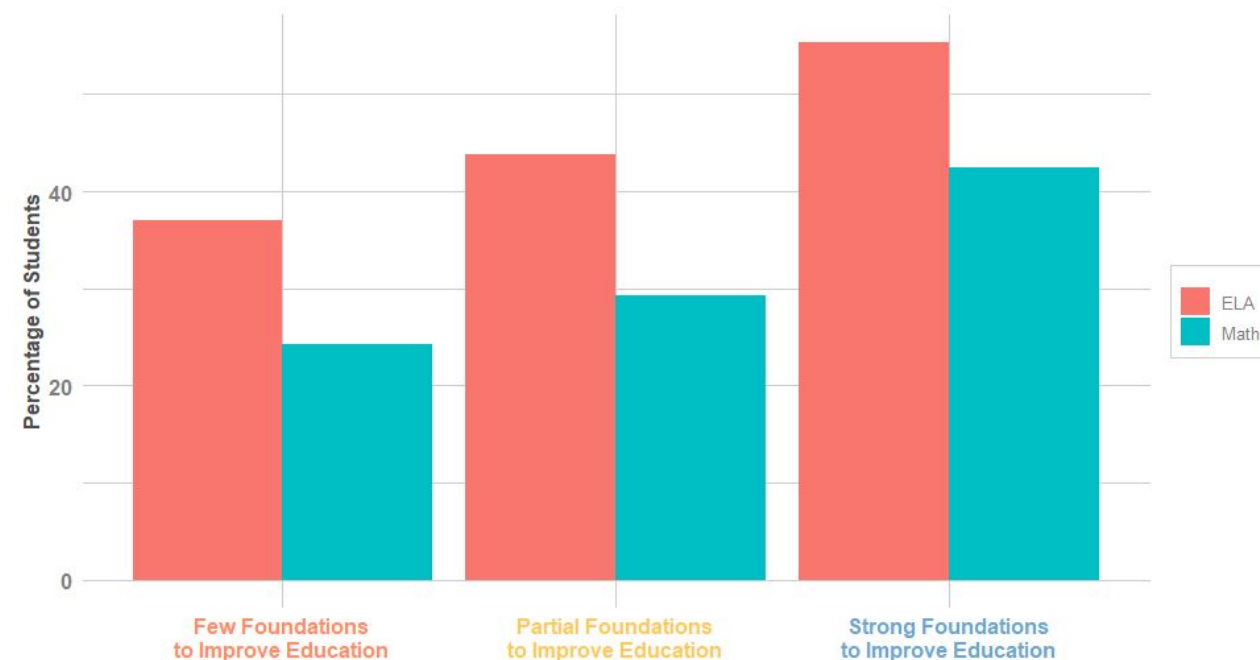
Distribution of District Readiness Ratings by Achievement Quartile

2021-22 Smarter Balanced



Average Percentage of Students Who Met or Exceeded State Standards

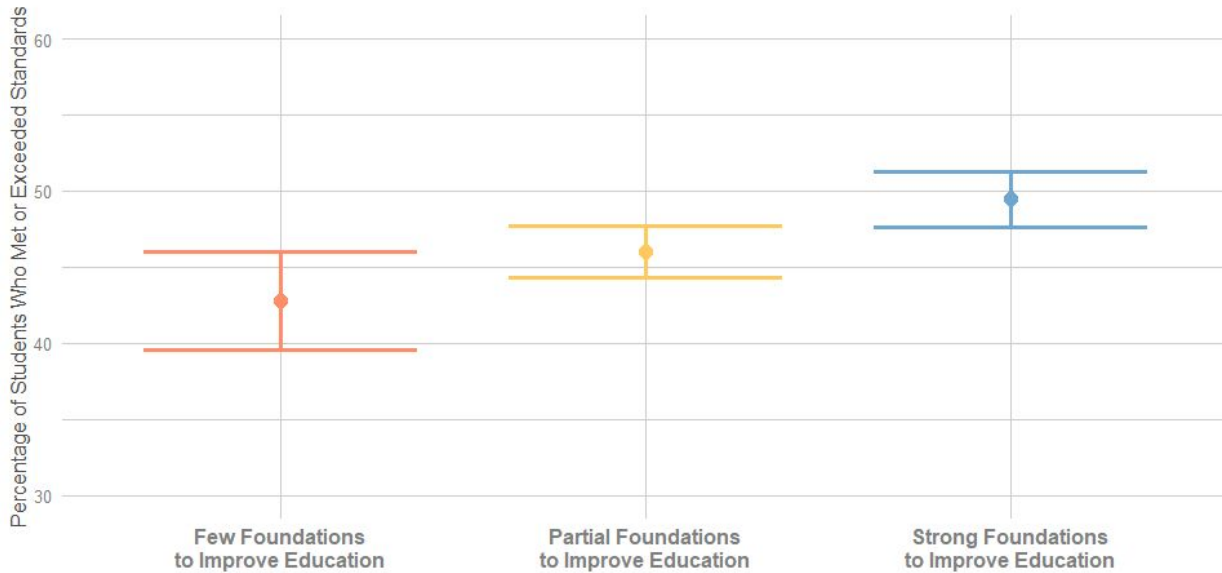
2021-22 Smarter Balanced



When we control for demographic factors, conditions related to district readiness are associated with greater student outcomes.

Point Estimates for District Readiness Ratings on ELA Outcomes

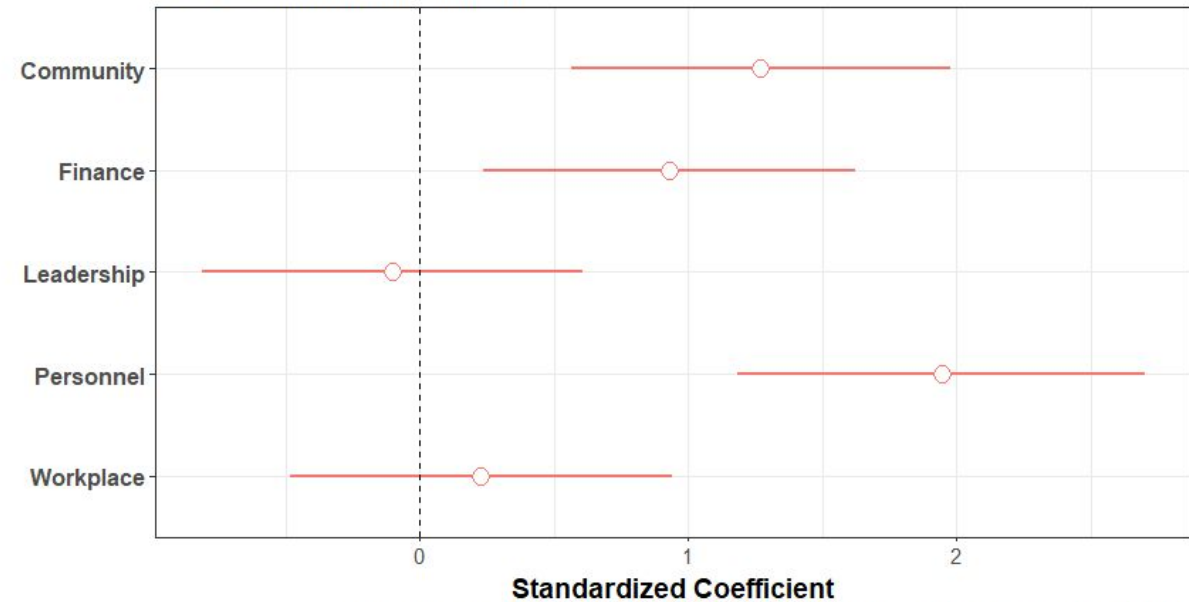
2021-22 CA Smarter Balanced



Predictions based on fully-fitted model using 2021-22 CA Smarter Balanced data and the following controls: district type, urbanicity, logged number of students, % student poverty, % African American, % Hispanic or Latino, % Asian, and % Other race or ethnicity.

Predicting % Met or Exceeded ELA Standards

2021-22 CA Smarter Balanced



Estimates control for: district type, urbanicity, logged number of students, % student poverty, % African American, % Hispanic or Latino, % Asian, and % Other race or ethnicity.

Next Steps

The DRI opens important discussion questions

- **Refining measurements:** What other evidence-based indicators can future DRI iterations include?
- **Aligning data:** When and where can stakeholders bring together the DRI with other sources of information?
- **Leveraging insights:** How can the DRI drive policy and practice that encourages improvement and innovation?

Looking forward, we hope educational stakeholders use the DRI to:




Explore
district
metrics



Identify local
strengths and
areas for
improvement



Compare
districts for
innovative
solutions




Consider specific
areas to target
system
improvement
efforts

Questions and considerations?

Keep the conversation going:
info@districtreadiness.org

Thank you to everyone who made the DRI possible



Researchers:
Melnicoe

Research Assistance:
Trainer

Branding:

Design & Development:

UX Feedback:

Nadya Chinoy Dabby, Rebecca Eiseman, Amy Fourrier, Carrie Hahnel, Dr. Aliza Husain, and Hannah

Erin Adair, Javier Bustamante, Johana Guardado, Faaria Hussain, Aaron Jackson, Elena Rein, and Amanda

Sophie Green and Clay Willis

Arielle Davies, Charlie Levin, and Eclipse Media Solutions
CA educators, community advocates, and parents and family members

